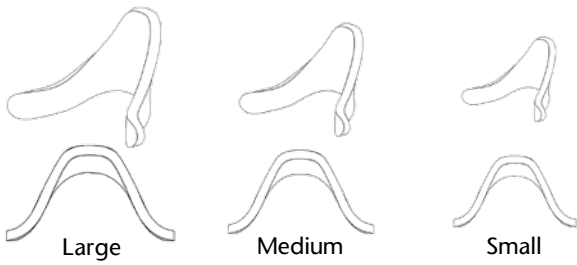


# CONTOURED CRADLE | Head Support Systems



**STEP 1**  
Select Pad Size and Mounting System. Detailed pad dimensions are located on page 35.

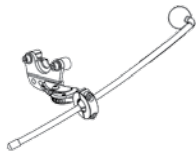
**STEP 2**  
Use table to identify head support part numbers.

**STEP 3**  
Add suffix to part number to specify cover choice.  
L=Lycra V= Dartex® Reversed  
Example: ONYX-CCS4V

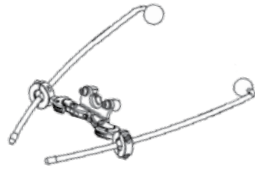
**STEP 4**  
Select mounting bracket to complete Head Support system.  
Example: ONYX-CCS4V and M2100  
*Exception: Cobra XTRA Systems.*

	AXYS	ONYX	LINX	PRO	COBRA XTRA	COBRA XTRA Flip Back
MOUNTING SYSTEM						
PAD SIZE	HEAD SUPPORT PART NUMBER					
Large	AXYS-CCS4	ONYX-CCS4	LINX-CCS4	PRO-CCS4	Cobra-CCS4	FB-Cobra-CCS4
Medium	AXYS-CCS3	ONYX-CCS3	LINX-CCS3	PRO-CCS3	Cobra-CCS3	FB-Cobra-CCS3
Small	AXYS-CCS2	ONYX-CCS2	LINX-CCS2	PRO-CCS2	Cobra-CCS2	FB-Cobra-CCS2
	MOUNTING BRACKET					
					Cobra XTRA Mounting System includes detachable mounting bracket.	
Detachable	M2500	M2100	M2300	M2200		
					Select Cobra XTRA Flip Back Mounting System for swingaway capability.	
Swingaway	M5500	M5100	M5300	M5200		

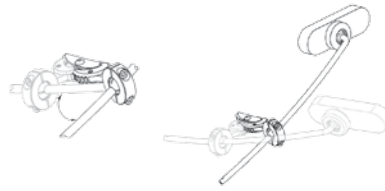
# CONTOURED CRADLE | Lateral Facial Supports



Unilateral



Bilateral



**STEP 1**  
Select pad size and support option.

**STEP 2**  
Use table to identify Lateral Facial Support and swingaway mounting bracket part numbers.

**STEP 3**  
Add suffix to Lateral Facial Support part number to specify cover choice. L=Lycra V= Dartex® Reversed  
Example: LFC20-CSV

**NOTE:**  
Two part numbers are required to receive a complete Lateral Facial Support System. Example: LFC20-CSV and LM115

	SPOT	STANDARD	LONG	OVAL	LARGE-C	MEDIUM-C	SMALL-C	FS0-8
<b>LATERAL FACIAL SUPPORT PART NUMBER</b>								
<b>UNILATERAL SUPPORT OPTION</b>	LFC10-CS & LM115	LFC15-CS & LM115	LFC20-CS & LM115	LFC25-CS & LM115	LFC30-CS & LM115	LFC35-CS & LM115	LFC40-CS & LM115	LFC80-CS & LM115
<b>BILATERAL SUPPORT OPTION</b>	LFC10-CS2 & (2) LM115	LFC15-CS2 & (2) LM115	LFC20-CS2 & (2) LM115	LFC25-CS2 & (2) LM115	LFC30-CS2 & (2) LM115	LFC35-CS2 & (2) LM115	LFC40-CS2 & (2) LM115	LFC80-CS2 & (2) LM115

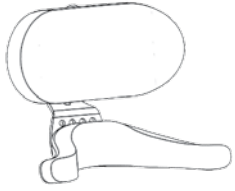
# CONTOURED CRADLE | Anterior Support Options

**STEP 1**  
Select Anterior Support Option and size/color.

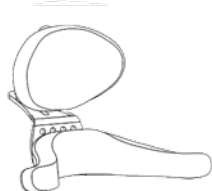
**STEP 2**  
Use table to identify Anterior Support Option part number.

	<b>DYNAMIC FOREHEAD STRAP</b>	<b>STRAP CAP</b>	<b>HEDZ-UP</b>
<b>ADULT</b>	DFS10	CAP10 (black)	HU-10
<b>PEDIATRIC</b>	DFS30	CAP30-R (red) CAP30-B (blue)	HU-10

# S.O.F.T. Single Sub-occipital | Head Support Systems



**SS10**-10" PLUSH occipital w/ Adult Single Sub-occipital.



**SS8**-Adult occipital w/Adult Single Sub-occipital.



**SS4**-Adult occipital w/Pediatric Single Sub-occipital.



**SS3**-Pediatric occipital w/Pediatric Single Sub-occipital.

**STEP 1**  
Select Pad Size and Mounting System. Detailed pad dimensions are located on pages 35 and 37.

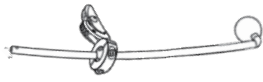
**STEP 2**  
Use table to identify Head Support part numbers.

**STEP 3**  
Add suffix to part number to specify cover choice.  
L=Lycra V= Dartex® Reversed  
Example: ONYX-SS4V

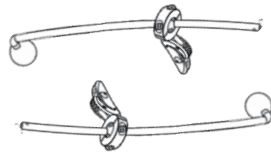
**STEP 4**  
Select mounting bracket to complete head support system.  
Example: ONYX-SS4V and M2100  
*Exception: Cobra XTRA Systems.*

	AXYS	ONYX	LINX	PRO	COBRA XTRA	COBRA XTRA Flip Back
MOUNTING SYSTEM						
CONFIGURATION	HEAD SUPPORT PART NUMBER					
SS10	AXYS-SS10	ONYX-SS10	LINX-SS10	PRO-SS10	Cobra-SS10	FB-Cobra-SS10
SS8	AXYS-SS8	ONYX-SS8	LINX-SS8	PRO-SS8	Cobra-SS8	FB-Cobra-SS8
SS4	AXYS-SS4	ONYX-SS4	LINX-SS4	PRO-SS4	Cobra-SS4	FB-Cobra-SS4
SS3	AXYS-SS3	ONYX-SS3	LINX-SS3	PRO-SS3	Cobra-SS3	FB-Cobra-SS3
	MOUNTING BRACKET					
					Cobra XTRA Mounting System includes detachable mounting bracket.	
Detachable	M2500	M2100	M2300	M2200		
					Select Cobra XTRA Flip Back Mounting System for swingaway capability.	
Swingaway	M5500	M5100	M5300	M5200		

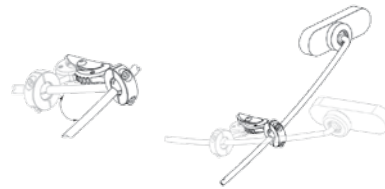
# S.O.F.T. Single Sub-occipital | Lateral Facial Supports



Unilateral



Bilateral











**STEP 1**  
Select pad size and support option.

**STEP 2**  
Use table to identify Lateral Facial Support and swingaway mounting bracket part numbers.

**STEP 3**  
Add suffix to Lateral Facial Support part number to specify cover choice. L=Lycra V= Dartex® Reversed  
Example: LFC20V



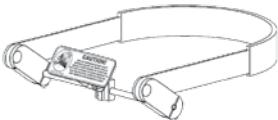
**NOTE:**  
Two part numbers are required to receive a complete Lateral Facial Support System. Example: LFC20V and LM115

	SPOT	STANDARD	LONG	OVAL	LARGE-C	MEDIUM-C	SMALL-C	FS0-8
								
	<b>LATERAL FACIAL SUPPORT PART NUMBER</b>							
<b>UNILATERAL SUPPORT OPTION</b>	LFC10 & LM115	LFC15 & LM115	LFC20 & LM115	LFC25 & LM115	LFC30 & LM115	LFC35 & LM115	LFC40 & LM115	LFC80 & LM115
<b>BILATERAL SUPPORT OPTION</b>	(2) LFC10 & (2) LM115	(2) LFC15 & (2) LM115	(2) LFC20 & (2) LM115	(2) LFC25 & (2) LM115	(2) LFC30 & (2) LM115	(2) LFC35 & (2) LM115	(2) LFC40 & (2) LM115	(2) LFC80 & (2) LM115

# S.O.F.T. Single Sub-occipital | Anterior Support Options

**STEP 1**  
Select Anterior Support Option and size/color.

**STEP 2**  
Use table to identify Anterior Support Option part number.

			
	<b>DYNAMIC FOREHEAD STRAP</b>	<b>STRAP CAP</b>	<b>HEDZ-UP</b>
<b>ADULT</b>	DFS1	CAP1 (black)	HU-1
<b>PEDIATRIC</b>	DFS3	CAP3-R (red) CAP3-B (blue)	HU-1

# S.O.F.T. Adult | Head Support Systems



**8-** 10" PLUSH Occipital w/ Size-1 Sub-occipitals



**5-** 8" PLUSH Occipital w/ Size-1 Sub-occipitals



**2-** Adult Occipital w/ Size-2 Sub-occipitals



**1-** Adult Occipital w/ Size-1 Sub-occipitals

**STEP 1**  
Select Pad Size and Mounting System. Detailed pad dimensions are located on pages 33, 36, and 37.

**STEP 2**  
Use table to identify Head Support part numbers.

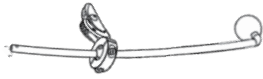
**STEP 3**  
Add suffix to part number to specify cover choice. L=Lycra V= Dartex® Reversed  
Example: ONYX-5V

**STEP 4**  
Select mounting bracket to complete head support system. Example: ONYX-5V and M2100  
*Exception: Cobra XTRA Systems.*

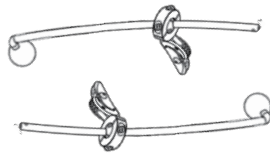
	AXYS	ONYX	LINX	PRO	COBRA XTRA	COBRA XTRA Flip Back
MOUNTING SYSTEM						
CONFIGURATION	HEAD SUPPORT PART NUMBER					
8	AXYS-8	ONYX-8	LINX-8	PRO-8	Cobra-8	FB-Cobra-8
5	AXYS-5	ONYX-5	LINX-5	PRO-5	Cobra-5	FB-Cobra-5
2 <sup>1</sup>	AXYS-2	ONYX-2	LINX-2	PRO-2	Cobra-2	FB-Cobra-2
1	AXYS-1	ONYX-1	LINX-1	PRO-1	Cobra-1	FB-Cobra-1
	MOUNTING BRACKET					
					Cobra XTRA Mounting System includes detachable mounting bracket.	
Detachable	M2500	M2100	M2300	M2200		
					Select Cobra XTRA Flip Back Mounting System for swingaway capability.	
Swingaway	M5500	M5100	M5300	M5200		

1—Size 2 Sub-occipital pads are recommended for use with individuals exhibiting better tone and head control.

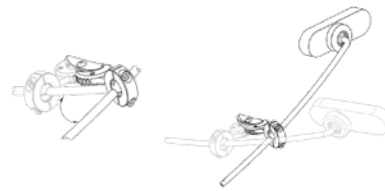
# S.O.F.T. Adult | Lateral Facial Supports



Unilateral



Bilateral




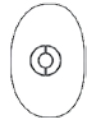






**STEP 1**  
Select pad size and support option.

**STEP 2**  
Use table to identify Lateral Facial Support and swingway mounting bracket part numbers.

**STEP 3**  
Add suffix to Lateral Facial Support part number to specify cover choice. L=Lycra V= Dartex® Reversed  
Example: LFC20V



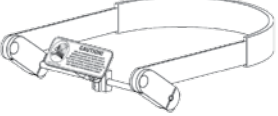
**NOTE:**  
Two part numbers are required to receive a complete Lateral Facial Support System. Example: LFC20V and LM115

	SPOT	STANDARD	LONG	OVAL	LARGE-C	MEDIUM-C	SMALL-C	FS0-8
								
<b>LATERAL FACIAL SUPPORT PART NUMBER</b>								
<b>UNILATERAL SUPPORT OPTION</b>	LFC10 & LM115	LFC15 & LM115	LFC20 & LM115	LFC25 & LM115	LFC30 & LM115	LFC35 & LM115	LFC40 & LM115	LFC80 & LM115
<b>BILATERAL SUPPORT OPTION</b>	(2) LFC10 & (2) LM115	(2) LFC15 & (2) LM115	(2) LFC20 & (2) LM115	(2) LFC25 & (2) LM115	(2) LFC30 & (2) LM115	(2) LFC35 & (2) LM115	(2) LFC40 & (2) LM115	(2) LFC80 & (2) LM115

# S.O.F.T. Adult | Anterior Support Options

**STEP 1**  
Select Anterior Support Option and size/color.

**STEP 2**  
Use table to identify Anterior Support Option part number.

			
	<b>DYNAMIC FOREHEAD STRAP</b>	<b>STRAP CAP</b>	<b>HEDZ-UP</b>
<b>ADULT</b>	DFS1	CAP1 (black)	HU-1
<b>PEDIATRIC</b>	DFS3	CAP3-R (red) CAP3-B (blue)	HU-1

# S.O.F.T. Pediatric | Head Support Systems



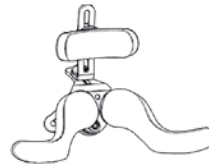
7- 8" PLUSH Occipital w/ Size-3 Sub-occipitals



6- Pediatric Occipital w/ Size-4 Sub-occipitals



4- Adult Occipital w/ Size-3 Sub-occipitals



3- Pediatric Occipital w/ Size-3 Sub-occipitals

**STEP 1**

Select Pad Size and Mounting System. Detailed pad dimensions are located on page 34, 36, and 38.

**STEP 2**

Use table to identify Head Support part numbers.

**STEP 3**

Add suffix to part number to specify cover choice. L=Lycra V= Dartex® Reversed Example: ONYX-4V

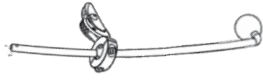
**STEP 4**

Select mounting bracket to complete head support system. Example: ONYX-4V and M2100 Exception: Cobra XTRA Systems.

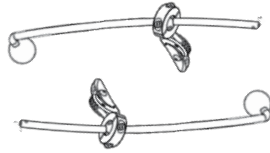
	AXYS	ONYX	LINX	PRO	COBRA XTRA	COBRA XTRA Flip Back
MOUNTING SYSTEM						
	HEAD SUPPORT PART NUMBER					
7	AXYS-7	ONYX-7	LINX-7	PRO-7	Cobra-7	FB-Cobra-7
6 <sup>1</sup>	AXYS-6	ONYX-6	LINX-6	PRO-6	Cobra-6	FB-Cobra-6
4	AXYS-4	ONYX-4	LINX-4	PRO-4	Cobra-4	FB-Cobra-4
3	AXYS-3	ONYX-3	LINX-3	PRO-3	Cobra-3	FB-Cobra-3
MOUNTING BRACKET						
					Cobra XTRA Mounting System includes detachable mounting bracket.	
Detachable	M2500	M2100	M2300	M2200		
					Select Cobra XTRA Flip Back Mounting System for swingaway capability.	
Swingaway	M5500	M5100	M5300	M5200		

1—Size 4 Sub-occipital pads are recommended for use with individuals exhibiting better tone and head control.

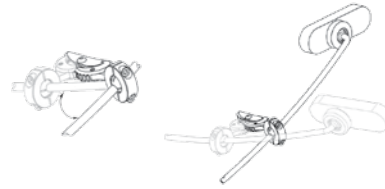
# S.O.F.T. Pediatric | Lateral Facial Supports



Unilateral



Bilateral



**STEP 1**

Select pad size and support option.

**STEP 2**

Use table to identify Lateral Facial Support and swingway mounting bracket part numbers.

**STEP 3**

Add suffix to Lateral Facial Support part number to specify cover choice. L=Lycra V= Dartex® Reversed  
Example: LFC20V

**NOTE:**

Two part numbers are required to receive a complete Lateral Facial Support System. Example: LFC20V and LM115

	SPOT	STANDARD	LONG	OVAL	LARGE-C	MEDIUM-C	SMALL-C	FS0-8
	<b>LATERAL FACIAL SUPPORT PART NUMBER</b>							
<b>UNILATERAL SUPPORT OPTION</b>	LFC10 & LM115	LFC15 & LM115	LFC20 & LM115	LFC25 & LM115	LFC30 & LM115	LFC35 & LM115	LFC40 & LM115	LFC80 & LM115
<b>BILATERAL SUPPORT OPTION</b>	(2) LFC10 & (2) LM115	(2) LFC15 & (2) LM115	(2) LFC20 & (2) LM115	(2) LFC25 & (2) LM115	(2) LFC30 & (2) LM115	(2) LFC35 & (2) LM115	(2) LFC40 & (2) LM115	(2) LFC80 & (2) LM115

# S.O.F.T. Pediatric | Anterior Support Options

**STEP 1**

Select Anterior Support Option and size/color.

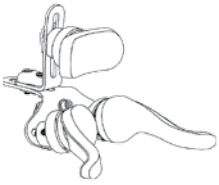
**STEP 2**

Use table to identify Anterior Support Option part number.

	<b>DYNAMIC FOREHEAD STRAP</b>	<b>STRAP CAP</b>	<b>HEDZ-UP</b>
ADULT	DFS1	CAP1 (black)	HU-1
PEDIATRIC	DFS3	CAP3-R (red) CAP3-B (blue)	HU-1



# Cuddles Infant | Head Support Systems



**S.O.F.T.** Infant Occipital w/ Infant Sub-occipitals





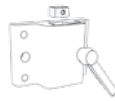

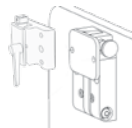

**CCS** Infant Contoured Cradle Pad

**STEP 1**  
Select Pad Size on chart below. Detailed pad dimensions are located on pages 36 & 37.


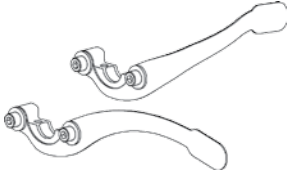

**STEP 2**  
Select the desired mounting system. Using the chart, match pad size with chosen mounting system to determine part number.

**STEP 3**  
Select Mounting Bracket. When ordering, you will need to specify the system part number and the mounting bracket part number.

MOUNTING SYSTEMS		
 		
PAD SIZE	AXYS	ONYX
S.O.F.T.	AXYS-INFT	ONYX-INFT
CCS	AXYS-CCS1	ONYX-CCS1

MOUNTING BRACKET		
 		
	AXYS	ONYX
Detachable	M2500	M2100
		
Swingaway	M5500	M5100

# Cuddles Infant | Anterior and Lateral Supports

  			
	INFANT FOREHEAD STRAP	INFANT UNILATERAL SUPPORT	INFANT BILATERAL SUPPORT
Additional Supports	INFT500	INFT700	INFT750