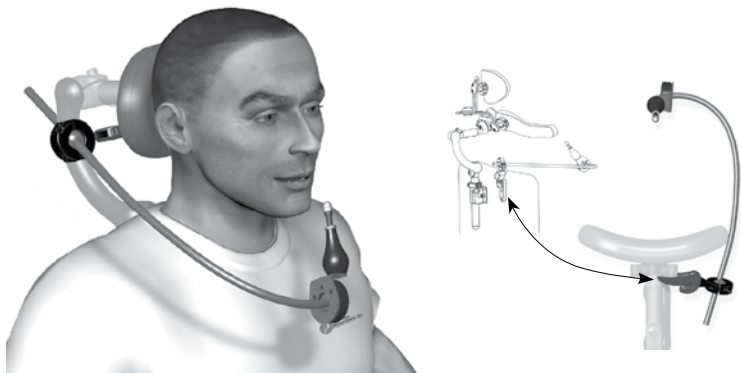


OPTIONS & ACCESSORIES

Mini Joystick Mount

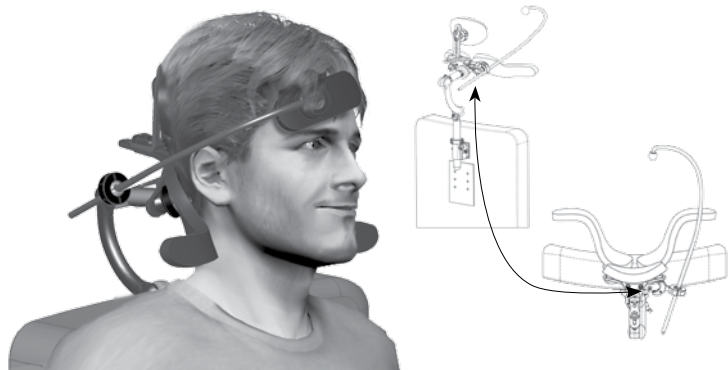


The Mini Joystick Mount facilitates precise placement of the joystick through two fully rotational locking joints while maintaining the ability to swing out-of-the-way. The single finger lever release mechanism automatically re-locks in place when returned to the adjusted position. The curved mounting rod allows for both length and rotational adjustment. The system allows mounting options either directly to a Whitmyer Biomechanix head support or to the back of the seating system. *LM115 lateral mount ordered separately. Mini joystick not included.*

Part Numbers:

- LM1094- Mini Joystick Mount
- LM1092- Mini Joystick Mount w/ PLUSH Interface
- LM1093- Mini Joystick Mount w/ CCS Interface

Anterior Ballrod




The Anterior Ballrod allows the precision placement of a positioning pad or switch at or about a person's forehead. It can be mounted from the user's right or left side or from straight over the top and provides consistent placement of pad or switch while maintaining sufficient clearance between the users head and hardware. The swing away mounting bracket features a single finger release mechanism that automatically locks in place when returned to the pre-adjusted position. *LM115 lateral mount and pad ordered separately.*

Part Numbers:

- LM2094- Anterior Ballrod for S.O.F.T.
- LM2092- Anterior Ballrod w/ PLUSH Interface
- LM2093- Anterior Ballrod w/ CCS Interface

Dura-Soft Switch

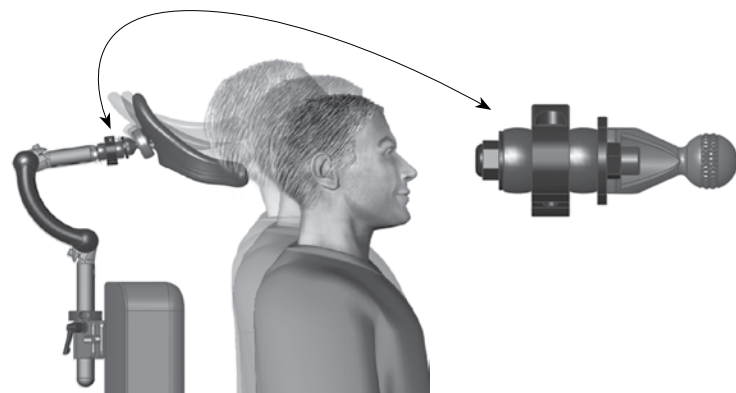


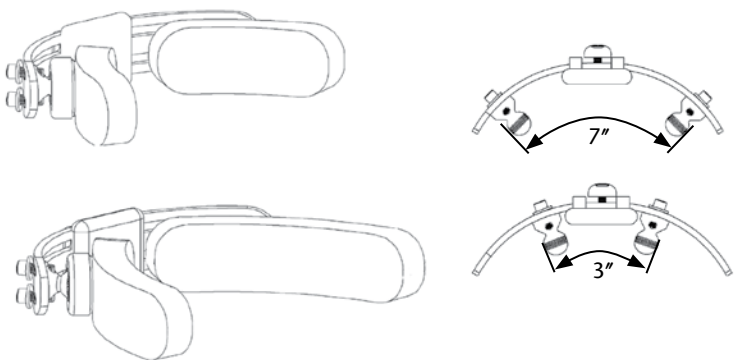
Designed to operate environmental control systems (ECU), computers, and augmentative communication devices. See Lateral Facial Options for head support mounting solutions. Switches are supplied with a 6' cord and a 1/8" male phono jack. The Dura-Soft Switch is a durable contact switch. It's designed to withstand an abusive environment with a soft, urethane base with a molded silicone cover, ideal for facial contact activation. The Dura-Soft switch features a extremely sensitive and quiet water-resistant switching mechanism.


Part Numbers:

- FSO-8- Dura Soft Switch with Mount
- FSO-8A- Dura Soft Switch only
- F700- Switch Mount only

OPTIONS & ACCESSORIES

<p>Flex Interface Bracket</p>		<p>The Flex Interface Bracket provides upward flex, travel, and return when the head support is extended against. This dynamic motion assists in maintaining head support contact throughout the user's extensor pattern. The Flex Interface Bracket utilizes elastomeric bushings engineered to supply the correct resistance-to-force while allowing the head support to return to the adjusted position. Used as an interface bracket between the head support mount and contact surface, the Flex Interface Bracket can be used with most Whitmyer Biomechanix head support accessories.</p> <p>Part Number: M9450- Flex Interface Bracket</p>
--------------------------------------	---	---

<p>T-bar Occipital Mount</p> 	<p>T-bar pads placed laterally correct or block lateral flexion or rotation patterns. Bilateral LFC with pads are designed for correction, or blocking of rotation or for maintaining midline head posture. Lateral flexion deviation can be adjusted by applying pads unilaterally. Pads should imitate hand placement during evaluation and/or simulation. Avoid direct pressure on the temple or the area near the eyes and ears.</p>	<p>Part Numbers: PLT15- T-bar with short pads PLT20- T-bar with long pads</p>
--	--	--

<p>Whit-Kit</p> 	<p>This valuable evaluation tool lets you explore optimal head support solutions. Packed in a sturdy rolling case with telescoping handle, the Whit Kit allows you to transport a full selection of pads, accessories, and mounting options. This unit was designed to aid in the proper selection and application of Whitmyer Biomechanix head supports. The standard Whit Kit ships complete with a universal "Quick Mount" that allows you to do head support fittings without modifying your client's chair. Its 12"- 24" range of attachment means it will fit most wheelchairs. Whit Kits are priced very aggressively and are sold at non-discounted dealer prices only.</p>	<p>Part Number: KIT100- Standard Whit Kit</p>
--	---	--